



Fire*dor*[®]

PERSONNEL DOORS

FIRE-RATED SINGLE STEEL DOOR-SET

SUITABLE FOR INTERNAL USE ONLY

ADS Windows and Doors

T 01752 890 900

E info@adswindowsanddoors.co.uk

W adswindowsanddoors.co.uk

UNIQUE RANGE FEATURES

10-12 day lead time

Up to 2.25m high

1 year warranty

Firedor is fire-rated between 30 and 240 minutes to BS EN 1634-1 for internal use only and smoke-rated to BS EN 1634-3. The single personnel door-sets are designed to enable internal entry and exit. Each is built to order, individually constructed with a choice of hardware, frame, threshold and panel options - information sheets available on request.

Typical Firedor single personnel door-set specification

Rebate frame

(See Figs. 1 & 2) Typical door configuration consists standard rebate frame assembly, for single door-sets. Made from lightweight, high tensile 'Rustec' steel and powder coat finish, it also has an "Adjust-2-Fit" side expander system that offers 6 adjustable fixing positions.

Various frame depths and styles available - including double rebate frames (see frame specification sheet).

Manufactured from 1.5 mm thick 'Rustec' steel. Single rebate 104mm wide frame with additional rebate for flush lip.

A minimum of six fully adjustable fixing points are provided to each jamb - extra fixings available on request.

Unique 'Adjust-2-fit' side channels with each frame.

Leaf

45mm door leaf thickness, fitted with a flush lipped astragal for added security. Comprising of 2 x 1.2mm 'Rustec' steel sheets, the leaf is internally bonded with a dutch fold stitch welded system providing greater stability and protection against de-lamination.

42mm thick 'Hexatex' core.

Industrial door threshold - 96mm

(See Fig. 3) Standard aluminium threshold is Part M compliant and is fitted with a seal for outward opening door-sets.

Weight

31kg/m² with 'Hexatex' core.

Door ironmongery

BS 7352 Grade 13 stainless steel, twin bearing template drilled butt hinges with integral high security dog bolts are fitted as standard with CE marking. Other hardware available.

Finish

Supplied inclusive of a powder coated finish in a standard colour. Full range of RAL and BS colours available. Marine Grade finish as an option in salt laden coastal or high chlorination locations.

Seals

Strongdor self adhesive neoprene teardrop seal provided as standard.

Side panels and over panels (optional)

Solid and glazed side and over panels available.

Fig. 2 Rebate frame and Dutch fold leaf

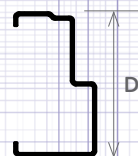
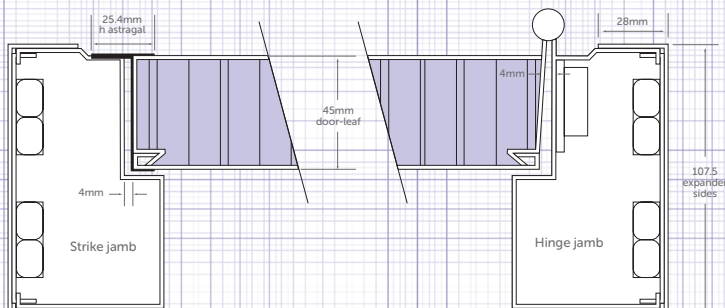
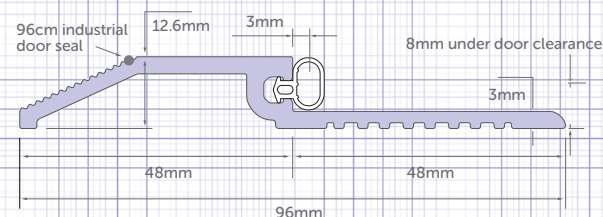


Fig. 1 Single rebate frame assembly

Size	Depth (D)
Min	80mm
Max	250mm

Double rebate, flange and 50mm door frames are also available on this door-set range

Fig. 3 Industrial door threshold - 96mm



Firedor is tested and assessed to BS EN 1634 : 1 2008. Warrington Fire Assessment Report No. 334345. Issue 6.



Single door	Size range
Width	400 to 1300mm
Height	1900 to 2250mm

Larger bespoke sizes are also available in the Steeldor+ range. See specification sheet for details.

Standard single personnel door configuration



Other options on request

Firedor

PERSONNEL DOORS

FIRE-RATED SINGLE STEEL DOOR-SET

SUITABLE FOR INTERNAL USE - SEE CLIMADOR
FOR EXTERNAL USE FIRE-RATED DOORS

ADS Windows and Doors

Unit 1, Stowford Business Park,
Ivybridge, Devon, PL21 0BE,

T 01752 890 900

E info@adswindowsanddoors.co.uk

W adswindowsanddoors.co.uk