

origin

DOORS AND WINDOWS



Product Overview



The Origin Home Collection...



Unparalleled service...

At Origin, we pride ourselves on providing stunningly designed, exquisitely engineered and expertly manufactured products. Synonymous with quality, durability and reliability, our products have a reputation in the marketplace of being designed to perform and built to last.

That said, this wouldn't mean much if it's not backed up by uncompromising levels of service and support.

That's why we have an experienced and specialist UK-based sales support team, who are always on hand to help. From our knowledgeable customer service and aftersales teams, through to our dedicated account managers, our teams are easily accessible and are always ready to help.

Whatever your enquiry, we're here to ensure that your experience buying and dealing with us is as exceptional as the products themselves.

Therefore, this guide has been created to give you an overview of the technical aspects of our products, information on our accreditations as well as a brief summary of our USP's, making it a great tool to have on hand in a showroom environment.

For the full version of our technical files, please visit origin-global.com/products



The Door Collection...

Guarantee

Up to 20-years on parts based on location, 10-years on parts for those within 2km of a marine environment

Lead time

OB-49 popular colours	YLNO (24-hrs)
OB-49 special RAL colours	3-weeks
OB-72 popular colours	YLNO (24-hrs)
OB-72 special RAL colours	3-weeks

Profile specification

	OB-49	OB-72
Outer frame depth	75mm	75mm
Sash depth	59mm	59mm
Individual sash sightline	49mm	72mm
Hingestile glass to glass sightline	110mm	154mm
Track height (not including rebate)	50mm	50mm

Minimum individual door size

	Width	Height
OB-49	463mm	524mm
OB-72	474mm	524mm

Maximum individual door size

	Width	Height
OB-49	1,200mm	2,876mm
OB-72	1,200mm	2,876mm

Maximum set size

	Width	Height
OB-49	27,600mm	2,876mm
OB-72	27,600mm	2,876mm

Maximum sizes are dependent on the lateral loading

Door types

Single door

French doors

Bi-fold doors

Fixed and moving corner doors

Glazing bar option (only available on OB-72)

Glazing options

OB-49 - 28mm or 32 mm

OB-72 - 24mm, 28mm or 32 mm

Threshold options

Weathered and non-weathered. Single and French doors can also be specified with a mobility threshold

Cill options

95mm, 155mm, 180mm and 225mm

Trickle vent options

The options of 2500EA, 4000EA and 5000EA trickle vents are available - these can be installed through the top track of frame extender

Available colours

150+ RAL, including 2 woodgrain options on the OB-72

Dual colour option

Yes - 7016M / 9910G is also available as a popular colour on both systems

Handle options

Choice of an aluminium or stainless steel handle. The aluminium handles are available in black, white or chrome whilst the stainless steel options can be colour coded

Security

Multi-point lock with 8-points of locking. 1 or 3-Star diamond cylinder options available

Energy rating

C or better

U-Value

	OB-49	OB-72
Double glazed	1.4 W/m ² K	1.4 W/m ² K
Triple glazed	1.1 W/m ² K	1.1 W/m ² K

Accreditations

Secured by Design Accredited

PAS 24:2016 Certified

BS 6375 Parts 1, 2 and 3 Certified



The Internal
Door Collection...

Guarantee

Up to 20-years on parts based on location,
5-years on parts for those installed within a
swimming pool environment

Lead time

Popular colours	3-working days
Special RAL colours	3-weeks

Profile specification

Frame sightline	30mm
Frame depth	40mm

Minimum individual door size

Width	300mm
Height	1,500mm

Maximum individual door size

Width	1,000mm
Height	2,500mm

Minimum frame size

Width	346mm
Height	1,533mm

Maximum frame size

Width	1,046mm
Height	3,048mm

Door types

- Single door
- French doors
- Fixed screens
- Corner configuration

Glazing options

4mm, 6mm or 6.8mm

Threshold clearance

The standard threshold clearance is 10mm. A 20mm option is available if the doors are being replaced before new flooring is installed, allowing for the thickness of the new flooring and adequate ventilation

Available colours

150+ RAL

Dual colour option

No

Handle options

There are four optional handle collections available above the Standard Handle - the Signature Collection, the Contemporary Collection and the Heritage Collection

Security

Handle and latch only, or a turn-and-release lock



The Residential Door Collection...

The Kensington Range...



The Sandringham Range...



Key

-  Letterbox available
-  Knocker available
-  With or without a window option available
-  Spyhole available

Guarantee

Up to 20-years on parts based on location, 10-years on parts for those within 2km of a marine environment

Lead time

Kensington Range popular colours	1-week**
Kensington Range special RAL colours	6-weeks
Sandringham Range any RAL colour	6-weeks

Profile specification

Outer frame depth	75mm
Sash depth	59mm
Track height (not including rebate)	50mm
Mobility threshold height	20mm

Minimum / maximum size

Dependent on panel selected.
See OSS for details

Door types

Single / front door

French door***

Garage door***

Plain panel

Glazing options

28mm and 32mm

Kensington Range - Clear, Satin or Reflective**

Sandringham Range - Clear, Satin or Reflective

Threshold options

Weathered, non-weathered and mobility

Cill options

95mm, 155mm, 180mm and 225mm

Trickle vent options

The options of 2500EA, 4000EA and 5000EA trickle vents are available - these can be installed through the top track of frame extender

Available colours

150+ RAL, plus a further option of specifying different colours on the frame, sash and panel

Dual colour option

Yes - 7016M / 9910G is also available as a popular colour

Handle options

Choice of an aluminium or stainless steel handle. The aluminium handles are available in black, white or chrome whilst the stainless steel options can be colour coded to match or contrast your doors. Additionally, a bow, straight or offset bar handle can be specified. These are available in stainless steel, and the 1,200mm straight bar handle is available with a soft touch anthracite grey or black finish

Security

Doors with a pull or bar handle - 5-point automatic locking system

Doors with one of the Yale security levers - 8-point multi-point locking system

3-Star diamond cylinder as standard

Energy rating

Cor better

U-Value

Double glazed 1.4 W/m²K

Triple glazed 1.4 W/m²K

Accreditations

Secured by Design Accredited

PAS 24:2016 Certified (Document Q Compliant)

BS 6375 Parts 1, 2 and 3 Certified

**TR Q2 with a window is available on a 1-week lead time when ordered in a popular colour. If selected without a window, it will be available on the same lead time as panels within the Sandringham Range*

***When ordering a panel from the Kensington Range in a popular colour, Satin glass will be provided if it's required on the 1-week lead time. Clear and reflective glass options are available on a 6-week lead time*

****These configurations are available to be specified with no threshold for non-weathered applications*



The Sliding Door Collection...

Guarantee

Up to 20-years on parts on the frame, gaskets, seals, levers and locks on the Patio Slider. Up to 10-years on parts on the Artisan Slider. Up to 5-years on glass.* Both based on location - 10-years on parts if within 2km of a marine environment

Lead time

OS-20	
All RAL colours	4-weeks
OS-29 / OS-44 / OS-77	
Popular colours	YLTNO (24-hrs)
Special RAL colours	4-weeks

Profile specification

	OS-20	OS-29 / OS-44 / OS-77
Sightline	20mm (interlockers)	29, 44 or 77mm
	159mm (central locking stiles)	
Track height	44mm	50mm
Frame depth (double track)	116mm	143mm
Frame depth (triple track)	182mm	213mm

Minimum individual door size

	Width	Height
OS-20	550mm	1,600mm
OS-29	473mm	1,200mm
OS-44 / OS-77	710mm	1,925mm tall

Maximum individual door size

	Width	Height
OS-20	2,200mm	3,000mm
OS-29	2,200mm	2,520mm
OS-44 / OS-77	2,000mm	2,520mm tall

Maximum individual door size

	Width	Height
OS-20	13,196mm	3,000mm
dependent upon the configuration		
OS-29	12,000mm	2,600mm
dependent upon the configuration		
OS-44 / OS-77	11,803mm	2,600mm

Glazing options

OS-20 - Standard Glass: 6 or 8mm Toughened/
Warm edge / Low E Toughened, Laminate Glass: 6.8
or 8.8mm Laminated / Warm edge / Low E
Toughened or Solar Reflective: Sunguard SN 70/37

OS-29 / OS-44 / OS-77 - 28mm, 32mm or 36mm

NB: OS-29 / OS-44 / OS-77 are not supplied with glass.

Track options

Double or triple track

Cill options

OS-20	180mm	225mm
OS-29 / OS-44 / OS-77		225mm

A weather bar is also available on both systems

Trickle vent options

OS-20	Yes <i>(through an add-on)</i>
OS-29 / OS-44 / OS-77	Yes

Available colours

OS-20	150+ RAL
OS-29 / OS-44 / OS-77	150+ RAL

Dual colour option

OS-20	No
OS-29 / OS-44 / OS-77	No

Handle options

OS-20
Inline lever - 7015M, 7016M, 9005M,
9910G and Light Silver

OS-29 / OS-44 / OS-77
300mm stainless steel all-in-one handle
500mm stainless steel offset bar handle
Patio D-handle in Anthracite, Black, Stainless Steel
or White

Security

Minimum of 6 points of locking
Standard barrel - certified BS EN 1303 - Grade 6
3-Star diamond cylinder upgrade available for
the OS-77

U-Value


OS-20	1.4 W/m ² K
OS-29 / OS-44 / OS-77	1.6 - 1.3 W/m ² K

Accreditations

PAS 24:2016**
BS 6375 Parts 1, 2 and 3 Certified

*Glass guarantee is only on OS-20

**Available on OS-29 and OS-77 only



OW-70
(The Slimline Window)...

Guarantee

Up to 20-years on parts based on location,
10-years on parts for those within 2km of a
marine environment

Lead time

Popular colours	YLTNO (24-hrs)
Special RAL colours	3-weeks

Frame options

Short-leg or long-leg

Profile specification

	Short-leg Frame	Long-leg Frame
Outer frame depth	70mm	70mm
Sash depth	64mm	64mm
Frame and sash sightline	65mm	85mm
Mullion and sash sightline	80.5mm	80.5mm

Minimum individual sash size

	Width	Height
Fixed frame	300mm	300mm
Dummy sash	350mm	350mm
Top hung	350mm	350mm
Side hung	350mm	350mm

Maximum individual sash size

	Width	Height
Fixed frame	4.8m ² total	
Dummy sash	1,374mm	1,474mm
Top hung	1,374mm	1,474mm (weight: 50kg)
Side hung	950mm	1,400mm (weight: 28kg)

Window types

- Fixed
- Casement
- Bay
- Bi-folding

Glazing options

28mm

Cill options

95mm, 155mm, 180mm and 225mm

Trickle vent options

The options of 2500EA, 4000EA and 5000EA trickle vents are available - these can be installed through the long leg frame or through a 35mm frame extender

Available colours

150+ RAL

Dual colour option

Yes - 7016M / 9910G is also available as a popular colour

Handle options

The inline handle is available in 6 colours including metallic finishes. The offset handle from the OW-80 is also able to be used when being colour-coded

Security

High security multi-point lock

Energy rating

B or better

U-Value

Double glazed	1.5 - 1.2 W/m ² K
Triple glazed	0.8 - 1.4 W/m ² K

Accreditations

- Secured by Design Accredited
- PAS 24:2016 Certified
- BS 6375 Parts 1 and 2 Certified
- BS EN 14351-1



The OW-80
(The Premium Window)...

Guarantee

Up to 20-years on parts based on location,
10-years on parts for those within 2km of a
marine environment

Lead time

Popular colours	YLTNO (24-hrs)
Special RAL colours	3-weeks
Aerogel windows	4-weeks

Profile specification

Outer frame depth	80mm
Sash depth	80mm
Frame and sash sightline	91mm
Mullion and sash sightline	148mm

Minimum individual sash size

	Width	Height
Fixed frame	225mm	225mm
Dummy sash	325mm	325mm
Top hung	400mm	400mm
Side hung	400mm	400mm
French window	865mm	474mm

Maximum individual sash size

	Width	Height
Fixed frame	4,800mm	4,800mm
Dummy sash	4,800mm	4,800mm
Top hung	1,500mm (weight: 50kg)	1,500mm
Side hung	1,000mm (weight: 40kg)	1,800mm
French window	1,802mm (weight: 40kg)	1,425mm

Window types

Fixed
Casement
Bay
Gable
French
Glazing bar option
Bi-folding

Glazing options

28mm, 32mm and 44mm

Cill options

95mm, 155mm, 180mm and 225mm

Trickle vent options

The options of 2500EA, 4000EA and 5000EA trickle vents are available - these can be installed through the long leg frame or through a 35mm frame extender*

Available colours

150+ RAL, including two woodgrain options

Dual colour option

Yes - 7016M / 9910G is also available as a popular colour

Handle options

The offset handle is available in 4 metallic shades or can be colour coded

Security

High security encloser lock
Hinge guards as standard

Energy rating

Double glazed	B-9
Double glazed with Aerogel	A+6
Triple glazed	A+9
Triple glazed with Aerogel	A++

U-Value

Double glazed	1.6 - 1.5 W/m ² K
Triple glazed	1.1 W/m ² K
Triple glazed with Aerogel	0.9 W/m ² K

Accreditations

Secured by Design Accredited
PAS 24:2016 Certified
BS 6375 Parts 1, 2 and 3 Certified
BS EN 14351-1

**Minimum sash width applies*


Unparalleled quality...



The Origin Home Collection is a suite of the finest quality products that includes Bi-fold Doors, Internal Doors, Residential Doors, Sliding Doors and Windows. Therefore, whatever your customer's renovation, Origin are guaranteed to be able to offer a solution that will work for them and their property.



Origin products are exclusively designed and manufactured in the state-of-the-art Buckinghamshire based facility. This means there's centralised control in all operations for a better overall service and finish.



Origin manufacture using a premium grade aluminium that offers flexible design possibilities and optimum longevity. Slim sightlines and large maximum sizes ensure that less profile and more light can be achieved.



Due to the rigorous quality testing endured at each stage of the manufacturing process, it means that Origin products leave the factory at a consistently high standard, allowing a guarantee of up to 20-years on parts to be offered.*



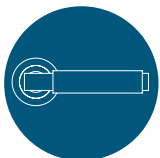
Designed to keep a property warm in the cooler months and cool in the summer months, Origin products make use of advanced thermal break technologies and weather tight seals, to ensure superior thermal efficiency all year round.



With over 150 RAL colour choices and the option of a matt, gloss or satin finish, Origin ensure there's a colour scheme to suit every home. Plus, dual colour options are available.



To give it a flawless finish, the aluminium that Origin manufacture with is coated with the highest grade powder available. The finish is extremely hard-wearing yet smooth to the touch.



All Origin products are completely tailored to your customer's requirements – with all the little details just as your customer wants them. From the size, colour and configuration, through to the handles and hardware, you're in control.



The operation of any Origin product is a thing of beauty. The highly engineered mechanisms have been designed to offer a smooth and dependable operation, even after years of service.



Origin products have been designed with thoughtful features to provide benefits for all of the family. From finger safe gaskets on the doors, through to a restrictor hook option on the windows, they're guaranteed to keep families safe.



It can be a balancing act trying to create a home that maximises aesthetic appeal without compromising safety and thermal performance. However, using a similar style profile, the Origin Home collection is designed to complement one another for maximum kerb appeal with no compromises.



Origin make use of some of the most sophisticated locking technologies. Doors and windows feature industry-leading multi-point locking systems, which conform to all of the latest security standards.

Visit origin-global.com for full Terms and Conditions.



Our accreditations...

PAS 24:2016

This is your guarantee that the door sets and windows that we manufacture deliver the right level of security for the buildings they are intended to be part of. Like most British Standards, PAS 24:2016 is a minimum standard, and it is either a pass or fail test. There isn't a performance scale for those that are more or less secure, so some of the products that pass will be stronger than the minimum requirement. That's why we have become Secured by Design accredited.



Secured by Design

Secured by Design (SBD) is a national, police-backed standard, associated with security and levels of performance for weather, operation and quality on domestic properties. It recognises that our doors and windows have not only been tested to the required security standards, but that they also adhere to the rigorous test standards required by the police.



ISO 9001 – Quality Management

ISO 9001 is an international standard that assesses a company's quality management system. Having first achieved it in 2013, the fact that we are still certified means that we have a track record of consistently providing products and services that meet both customer and regulatory requirements.



ISO 45001 – Health & Safety Management

ISO 45001 recognises our commitment to employee safety and reduction in workplace risks to create a better, safer working condition.

We have spent time reviewing all the activities that go on within the offices, manufacturing centres and warehouses, and have created a full risk log which link up to our current risk assessments. These are fed back so they can be actioned to be rectified or developed into an improved method of operating.



ISO 14001 – Environmental Management

Now more than ever, we need to be aware of the impact our operations may have on our environment, the legal obligations we must adhere to, and ensuring we are doing things the right way.

We want our customers to buy from us with a clear conscience and feel that ISO 14001 can prove that Origin is taking responsibility, acting ethically, legally and exercising best practice in all that we do.





Origin is the UK's leading manufacturer of aluminium architectural solutions.

Now award-winning and operating internationally, Origin began in 2002 as a family company dedicated to the design, creation and manufacture of the UK's best quality doors, backed by uncompromising levels of service.

Cousins, Neil Ginger and Victoria Brocklesby, have since worked relentlessly to perfect the design and functionality of bi-folding doors, and to create and maintain the highly respected reputation for quality and service that they have today, while expanding the range to include Internal Doors, Residential Doors, Sliding Doors and Windows.

As the business has continued to grow and diversify, the foundations of family ethos, pride and ownership in all stages of production firmly remain.

Origin Global HQ, Stuart House,
Castle Estate, Coronation Road,
Cressex Business Park,
High Wycombe,
Buckinghamshire,
HP12 3TA

t 0808 168 5816
e enquiry@origin-global.com
w www.origin-global.com

Origin USA, Inc.
573 Paul Morris Drive,
Englewood,
Florida,
34223
USA

t +1-941-484-4861
e info@originbifolds.com
w www.originbifolds.com

Origin Middle East and Africa,
Oryx Door Systems LLC,
28 29th Street,
Al Quoz Industrial Area 4,
Dubai, United Arab Emirates
PO Box 282696

t +971-4-341-9447
e info@originuae.com
w www.originuae.com

origin
DOORS AND WINDOWS

20 YEARS OF
INNOVATION

